

Mathematics: applications and interpretation
Higher level
Paper 1

Thursday 6 May 2021 (afternoon)

Candidate session number

2 hours

--	--	--	--	--	--	--	--	--	--

Instructions to candidates

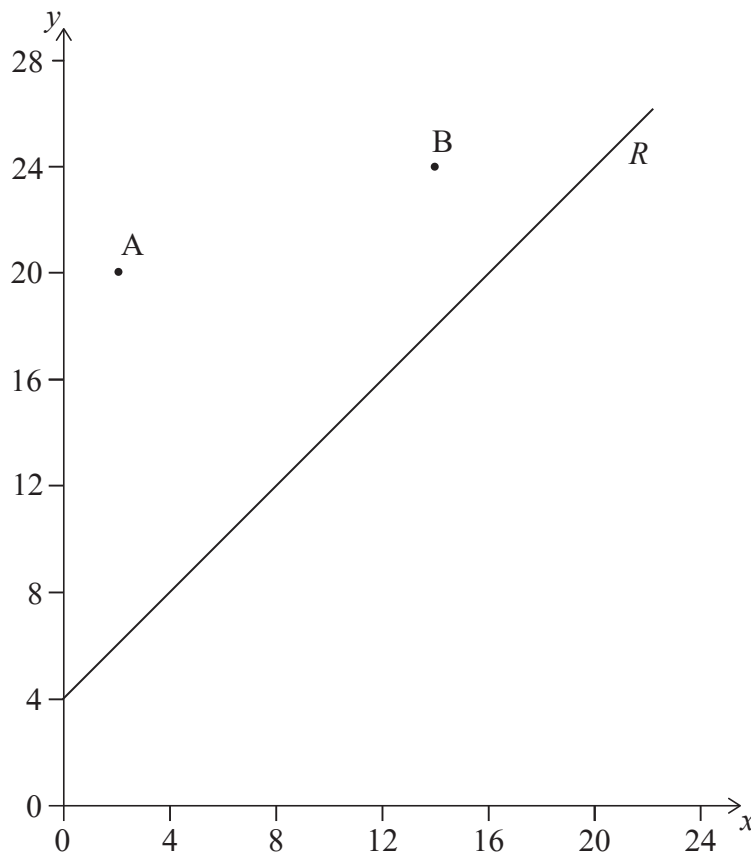
- Write your session number in the boxes above.
- Do not open this examination paper until instructed to do so.
- A graphic display calculator is required for this paper.
- Answer all questions.
- Answers must be written within the answer boxes provided.
- Unless otherwise stated in the question, all numerical answers should be given exactly or correct to three significant figures.
- A clean copy of the **mathematics: applications and interpretation formula booklet** is required for this paper.
- The maximum mark for this examination paper is **[110 marks]**.



Answers must be written within the answer boxes provided. Full marks are not necessarily awarded for a correct answer with no working. Answers must be supported by working and/or explanations. Solutions found from a graphic display calculator should be supported by suitable working. For example, if graphs are used to find a solution, you should sketch these as part of your answer. Where an answer is incorrect, some marks may be given for a correct method, provided this is shown by written working. You are therefore advised to show all working.

1. [Maximum mark: 7]

Two schools are represented by points $A(2, 20)$ and $B(14, 24)$ on the graph below. A road, represented by the line R with equation $-x + y = 4$, passes near the schools. An architect is asked to determine the location of a new bus stop on the road such that it is the same distance from the two schools.



- (a) Find the equation of the perpendicular bisector of $[AB]$. Give your equation in the form $y = mx + c$. [5]
- (b) Determine the coordinates of the point on R where the bus stop should be located. [2]

(This question continues on the following page)



(Question 1 continued)

.....

.....

.....

.....

.....

.....

.....

.....

.....

.....

.....

.....

.....

.....

.....



20EP03

Turn over

3. [Maximum mark: 6]

At Springfield University, the weights, in kg, of 10 chinchilla rabbits and 10 sable rabbits were recorded. The aim was to find out whether chinchilla rabbits are generally heavier than sable rabbits. The results obtained are summarized in the following table.

Weight of chinchilla rabbits, kg	4.9	4.2	4.1	4.4	4.3	4.6	4.0	4.7	4.5	4.4
Weight of sable rabbits, kg	4.2	4.1	4.1	4.2	4.5	4.4	4.5	3.9	4.2	4.0

A *t*-test is to be performed at the 5% significance level.

- (a) Write down the null and alternative hypotheses. [2]
- (b) Find the *p*-value for this test. [2]
- (c) Write down the conclusion to the test. Give a reason for your answer. [2]

.....

.....

.....

.....

.....

.....

.....

.....

.....

.....

.....

.....

.....

.....

.....

.....

.....

.....

.....

.....

.....

.....

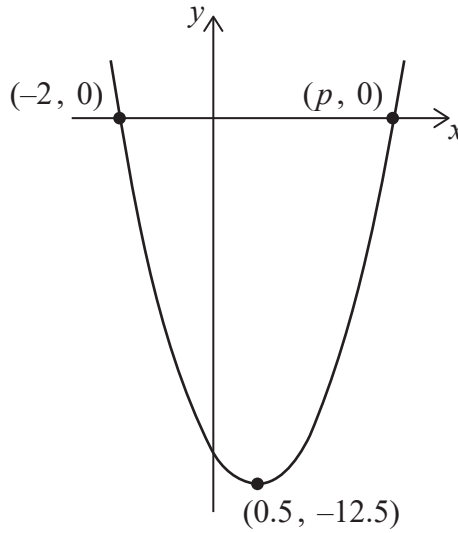
.....



6. [Maximum mark: 7]

Consider the function $f(x) = ax^2 + bx + c$. The graph of $y = f(x)$ is shown in the diagram. The vertex of the graph has coordinates $(0.5, -12.5)$. The graph intersects the x -axis at two points, $(-2, 0)$ and $(p, 0)$.

diagram not to scale



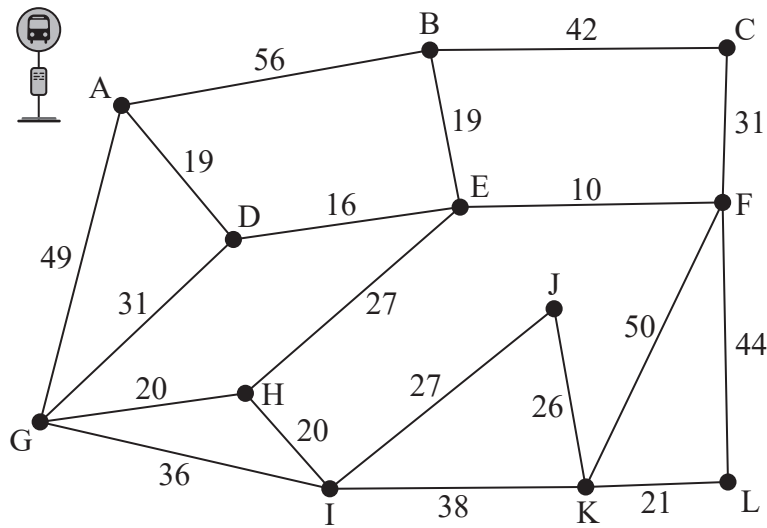
- (a) Find the value of p . [1]
- (b) Find the value of
 - (i) a .
 - (ii) b .
 - (iii) c . [5]
- (c) Write down the equation of the axis of symmetry of the graph. [1]

(This question continues on the following page)



11. [Maximum mark: 7]

The diagram below shows a network of roads in a small village with the weights indicating the distance of each road, in metres, and junctions indicated with letters.



Musab is required to deliver leaflets to every house on each road. He wishes to minimize his total distance.

- (a) Musab starts and finishes from the village bus-stop at A. Determine the total distance Musab will need to walk.

[5]

Instead of having to catch the bus to the village, Musab's sister offers to drop him off at any junction and pick him up at any other junction of his choice.

- (b) Explain which junctions Musab should choose as his starting and finishing points.

[2]

.....

.....

.....

.....

.....

.....

.....

.....

.....

.....

.....

.....

.....

.....

.....

.....

.....

.....

.....

.....

.....

.....

.....



13. [Maximum mark: 8]

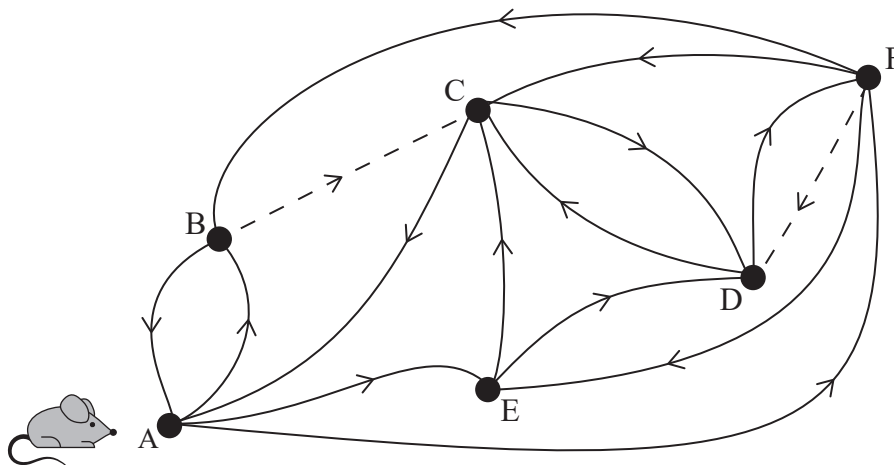
The graph below shows a small maze, in the form of a network of directed routes. The vertices A to F show junctions in the maze and the edges show the possible paths available from one vertex to another.

A mouse is placed at vertex A and left to wander the maze freely. The routes shown by dashed lines indicate paths sprinkled with sugar.

When the mouse reaches any junction, she rests for a constant time before continuing.

At any junction, it may also be assumed that

- the mouse chooses any available normal path with equal probability
- if the junction includes a path sprinkled with sugar, the probability of choosing this path is twice that of a normal path.



- (a) Determine the transition matrix for this graph. [3]
- (b) If the mouse was left to wander indefinitely, use your graphic display calculator to estimate the percentage of time that the mouse would spend at point F. [3]
- (c) Comment on your answer to part (b), referring to at least one limitation of the model. [2]

(This question continues on the following page)



14. [Maximum mark: 7]

A geometric transformation $T: \begin{pmatrix} x \\ y \end{pmatrix} \mapsto \begin{pmatrix} x' \\ y' \end{pmatrix}$ is defined by

$$T: \begin{pmatrix} x' \\ y' \end{pmatrix} = \begin{pmatrix} 7 & -10 \\ 2 & -3 \end{pmatrix} \begin{pmatrix} x \\ y \end{pmatrix} + \begin{pmatrix} -5 \\ 4 \end{pmatrix}.$$

(a) Find the coordinates of the image of the point $(6, -2)$. [2]

(b) Given that $T: \begin{pmatrix} p \\ q \end{pmatrix} \mapsto 2\begin{pmatrix} p \\ q \end{pmatrix}$, find the value of p and the value of q . [3]

(c) A triangle L with vertices lying on the xy plane is transformed by T .
Explain why both L and its image will have exactly the same area. [2]

.....

.....

.....

.....

.....

.....

.....

.....

.....

.....

.....

.....

.....

.....

.....

.....

.....

.....

.....

.....

.....

.....

.....



